



District Report Card: 2017


State: Assam	District: Tinsukia
Class: 8	Subject: Language
Schools: 51	Students: 1321


Participation/Coverage


Students

<div>GENDER</div> <div></div>	Boys		Girls	
	Number	%	Number	%
	578	43.75	743	56.25

<div>AREA</div> <div></div>	Rural		Urban	
	Number	%	Number	%
	1091	82.59	230	17.41

<div>CATEGORY</div> <div></div>	SC		ST		OBC		GEN	
	Number	%	Number	%	Number	%	Number	%
	66	5.00	109	8.25	994	75.25	152	11.51

<div>CWSN</div> <div></div>	LD	VI	HI	S&LD	ID	Oth
	3	1	0	2	1	3

<div>Management</div> <div></div>	Government		Government-aided	
	Number	%	Number	%
	979	74.11	342	25.89

Average Performance of Students in Language (%)

Overall	Gender		Area		Management		Social Group			
	Male	Female	Rural	Urban	Govt.	Aided	SC	ST	OBC	GEN
52.34	49.98	54.18	51.65	55.59	52.63	51.50	57.78	49.17	52.16	53.42

Performance on Learning Outcomes (LOs)

Learning Outcomes	Description	Average Performance(%)
L813	Read textual/non-textual materials with comprehension and identifies the details, characters, main idea and sequence of ideas and events while reading	52.34

Range of Performance of Students who Answered Correctly							
Below 30%		30% - 50%		50% - 75%		Above 75%	
Number	%	Number	%	Number	%	Number	%
210	15.90	411	31.11	502	38.00	198	14.99

Lowest Performing Learning Outcomes (LOs)

1 - Read textual/non-textual materials with comprehension and identifies the details, characters, main idea and sequence of ideas and events while reading (52.34)